



ACCREDITATION DOCUMENT

F-06/06

Issue Date: 30-03-2017

Rev. No: 01

ML 041

Accreditation No: ML 041

Awarded to
Recep Tayyip Erdogan Hospital Muzaffargarh
Managed by
Indus Hospital & Health Network
Karachi, Pakistan

The scope of accreditation is in accordance with the standard specifications outlined in the following page(s) of this document. The accredited scope shall be visible and legible in areas such as customer service, sample-receiving section etc and shall not mislead its users.

The accreditation was first time granted on **26-06-2023** by Pakistan National Accreditation Council.

The laboratory complies with the requirements of **ISO 15189:2022**.

The accreditation requires regular surveillance, and is valid until **25-06-2026**.

The decision of accreditation made by Pakistan National Accreditation Council implies that the organization has been found to fulfill the requirements for accreditation within the scope.

The organization however, itself is responsible for the results of performed tests.

PAKISTAN NATIONAL ACCREDITATION COUNCIL

26-06-2023

Date

-SD-

Director General

	ACCREDITATION DOCUMENT	F-06/06 Issue Date: 30-03-2017 Rev. No: 01 ML 041
---	-------------------------------	--

Medical Laboratory.

Accreditation Scope of **Recep Tayyip Erdogan Hospital Muzaffargarh**
Managed by **Indus Hospital & Health Network, Karachi, Pakistan.**

Permanent laboratory premises

Field of Medical Testing Laboratory:


Materials tested	Testing field (e.g. Chemical, Micro etc)	Types of test/ Properties measured	Reference to standardized method/ Internal method reference
SERUM	CHEMICAL PATHOLOGY	Alkaline Phosphatase (ALP)	Spectrophotometry /RANDOX IMOLA Ref # IHHN/PJ/MD/CHEM/SOP/ALP/2022/V01
SERUM		Amylase	Spectrophotometry /RANDOX IMOLA Ref # IHHN/PJ/MD/CHEM/SOP/AMY/2022/V01
SERUM/BODY FLUID		Albumin	Spectrophotometry /RANDOX IMOLA Ref # IHHN/PJ/MD/CHEM/SOP/ALB/2022/V01
SERUM		Calcium	Spectrophotometry /RANDOX IMOLA Ref # IHHN/PJ/MD/CHEM/SOP/CCA/2022/V01
SERUM		Cardiac Enzymes (CKMB)	Spectrophotometry /RANDOX IMOLA Ref # IHHN/PJ/MD/CHEM/SOP/CKB/2022/V01
SERUM		Creatine Phosphokinase (CK)	Spectrophotometry /RANDOX IMOLA Ref # IHHN/PJ/MD/CHEM/SOP/CCK/2022/V01
SERUM		Creatinine	Spectrophotometry /RANDOX IMOLA Ref # IHHN/PJ/MD/CHEM/SOP/CCR/2022/V01
SERUM		C Reactive Protein (CRP)	Spectrophotometry /RANDOX IMOLA Ref # IHHN/PJ/MD/CHEM/SOP/CRP/2022/V01
PLASMA/CSF		Glucose	Spectrophotometry /RANDOX IMOLA Ref # IHHN/PJ/MD/CHEM/SOP/GLU/2022/V01

26-06-2023

Date

Sd

Director

	ACCREDITATION DOCUMENT		F-06/06 Issue Date: 30-03-2017 Rev. No: 01 ML 041
CSF		CSF Protein	Spectrophotometry /RANDOX IMOLA Ref # IHHN/PJ/MD/MCRO/SOP/CUP/2022/V01
FLUID (ASCITIC / SYNOVIAL/PLEURAL)		Fluid D/R	Spectrophotometry /RANDOX IMOLA Ref # IHHN/PJ/MD/CHEM/SOP/CUP/2022/V01
SERUM/BODY FLUID		Lactate Dehydrogenase (LDH)	Spectrophotometry /RANDOX IMOLA Ref # IHHN/PJ/MD/CHEM/SOP/CLD/2022/V01
SERUM		High Density Lipoprotein (HDL)	Spectrophotometry /RANDOX IMOLA Ref # IHHN/PJ/MD/CHEM/SOP/CHL/2022/V01
SERUM		Triglyceride (Tg)	Spectrophotometry /RANDOX IMOLA Ref # IHHN/PJ/MD/CHEM/SOP/CTR/2022/V01

26-06-2023

Date

Sd

Director



ACCREDITATION DOCUMENT

F-06/06
Issue Date: 30-03-2017
Rev. No: 01
ML 041


SERUM		Cholesterol	Spectrophotometry /RANDOX IMOLA Ref # IHHN/PJ/MD/MCRO/SOP/CCH/2 022/V01
SERUM	CHEMICAL PATHOLOGY	Total Bilirubin	Spectrophotometry /RANDOX IMOLA Ref # IHHN/PJ/MD/MCRO/SOP/CTB/2 022/V01
SERUM		Direct Bilirubin	Spectrophotometry /RANDOX IMOLA Ref # IHHN/PJ/MD/CHEM/SOP/CDB/2 022/V01
SERUM		Gamma Glutamyl transferase (GGT)	Spectrophotometry /RANDOX IMOLA Ref # IHHN/PJ/MD/CHEM/SOP/CGG/2 022/V01
SERUM		Serum Glutamic Pyruvate Transferase (SGPT)/ Alanine Aminotransferase (ALT)	Spectrophotometry /RANDOX IMOLA Ref # IHHN/PJ/MD/CHEM/SOP/ALT/20 22/V01
SERUM		Magnesium (Mg)	Spectrophotometry /RANDOX IMOLA Ref # IHHN/PJ/MD/CHEM/SOP/CMG/2 022/V01
SERUM		Phosphorus	Spectrophotometry /RANDOX IMOLA Ref # IHHN/PJ/MD/CHEM/SOP/CPH/20 22/V01
SERUM		Serum Electrolytes	Indirect ISE (Potentiometry) Ref # IHHN/PJ/MD/CHEM/SOP/CSE/20 22/V01
SERUM		Sodium	Indirect ISE (Potentiometry) Ref # IHHN/PJ/MD/CHEM/SOP/CSE/20 22/V01
SERUM		Potassium	Indirect ISE (Potentiometry) Ref # IHHN/PJ/MD/CHEM/SOP/CSE/20 22/V01
SERUM		Chloride	Indirect ISE (Potentiometry) Ref # IHHN/PJ/MD/CHEM/SOP/CSE/20 22/V01
SERUM		Serum glutamic oxaloacetic Transaminase (SGOT) / Aspartate Aminotransferase	Spectrophotometry /RANDOX IMOLA Ref # IHHN/PJ/MD/MCRO/SOP/CAS/2 022/V01

26-06-2023

Date

Sd

Director

	ACCREDITATION DOCUMENT		F-06/06 Issue Date: 30-03-2017 Rev. No: 01 ML 041
		(AST)	
SERUM		Total Proteins	Spectrophotometry /RANDOX IMOLA Ref # IHHN/PJ/MD/CHEM/SOP/CT P/2022/V01
SERUM		Urea	Spectrophotometry /RANDOX IMOLA Ref # IHHN/PJ/MD/CHEM/SOP/CUR/2022/V01.
SERUM		Uric Acid	Spectrophotometry /RANDOX IMOLA Ref # IHHN/PJ/MD/CHEM/SOP/CUA/2022/V01
SERUM		β-HCG (Beta human Chorionic gonadotrophin)	Electro Chemiluminescence (ECLIA)/ Cobas e402 Ref # IHHN/PJ/MD/CHEM/SOP/HCG/2022/V01
SERUM		Ferritin	Electro Chemiluminescence (ECLIA)/ Cobas e402 Ref # IHHN/PJ/MD/CHEM/SOP/FR T/2022/V01
SERUM		Follicle Stimulating Hormone (FSH)	Electro Chemiluminescence (ECLIA)/ Cobas e402 Ref # IHHN/PJ/MD/CHEM/SOP/FS H/2022/V01

26-06-2023

Date

Sd

Director



ACCREDITATION DOCUMENT

F-06/06
Issue Date: 30-03-2017
Rev. No: 01
ML 041


SERUM	CHEMICAL PATHOLOGY	Free T3 (fT3)	Electro Chemiluminescence (ECLIA)/ Cobas e402 Ref # IHHN/PJ/MD/CHEM/SOP/FT 3/2022/V01
SERUM		Free T4 (fT4)	Electro Chemiluminescence (ECLIA)/ Cobas e402 Ref # IHHN/PJ/MD/CHEM/SOP/FT 4/2022/V01
SERUM		Hepatitis B Surface Antigen (HBsAg)	Electro Chemiluminescence (ECLIA)/ Cobas e402 Ref # IHHN/PJ/MD/CHEM/SOP/HSG/2022/V01
SERUM		Hepatitis C Virus Antibody (Anti-HCV)	Electro Chemiluminescence (ECLIA)/ Cobas e402 Ref # IHHN/PJ/MD/CHEM/SOP/HCV/2022/V01
SERUM		Human Immunodeficiency Virus (HIV)	Electro Chemiluminescence (ECLIA)/ Cobas e402 Ref # IHHN/PJ/MD/CHEM/SOP/HIV/2022/V01
SERUM		Troponin I (Trop-I)	Electro Chemiluminescence (ECLIA)/ Cobas e402 Ref # IHHN/PJ/MD/CHEM/SOP/TPI/2022/V01
SERUM		Luteinizing Hormone (LH)	Electro Chemiluminescence (ECLIA)/ Cobas e402 Ref # IHHN/PJ/MD/CHEM/SOP/LHH/2022/V01
SERUM		Prolactin	Electro Chemiluminescence (ECLIA)/ Cobas e402 Ref # IHHN/PJ/MD/CHEM/SOP/PR L/2022/V01
SERUM		Thyroid Stimulating Hormone (TSH)	Electro Chemiluminescence (ECLIA)/ Cobas e402 Ref # IHHN/PJ/MD/CHEM/SOP/TS H/2022/V01
SERUM/PLASMA		Arterial Blood Gases	Point of care testing POCT/Cobas b221 Ref # IHHN/PJ/MD/MCRO/SOP/BGL/2

26-06-2023

Date

Sd

Director

		ACCREDITATION DOCUMENT		F-06/06 Issue Date: 30-03-2017 Rev. No: 01 ML 041	
		(ABG)		022/V01	
SERUM/WHOLE BLOOD		HbA1c (Glycated Hemoglobin)		High performance liquid chromatography (HPLC) / BIO-RAD D10 Ref # IHHN/PJ/MD/CHEM/SOP/CH1/2022/V01	
SERUM		Dengue Antibodies IgM/ IgG		Immunochromatographic Technique (ICT) Ref # IHHN/PJ/MD/CHEM/SOP/DNI/2022/V01	
SERUM		ASO		Manual Agglutination Ref# IHHN/PJ/MD/CHEM/SOP/CAS/2022/V01	
SERUM		RA		Manual Agglutination Ref# IHHN/PJ/MD/CHEM/SOP/CRF/2022/V01	
URINE		Urine D/R		Automated urine analyzer/Dirui FUS 2000 Ref # IHHN/PJ/MD/MCRO/SOP/UDR/2022/V01	
URINE	PARASITOLOGY	Pregnancy test		Manual dipstick Ref # IHHN/PJ/MD/CHEM/SOP/UPT/2022/V01	
STOOL		PARASITE IDENTIFICATION (stool D/R)		Microscopy Ref # IHHN/RTEH/MD/MCRO/SOP/MSD/2021/V0	

26-06-2023

Date

Sd

Director

	ACCREDITATION DOCUMENT	F-06/06 Issue Date: 30-03-2017 Rev. No: 01 ML 041
---	-------------------------------	--


			3
STOOL	PARASITOLOGY	STOOL FAT GLOBULES	Microscopy Ref # IHHN/RTEH/MD/MCRO/SOP/MSD/2021/V0 3
STOOL		STOOL OCCULT BLOOD	Microscopy Ref # IHHN/RTEH/MD/MCRO/SOP/MSD/2021/V0 3
PLASMA	MOLECULAR BIOLOGY	HBV DNA	Ana Prep-12 & SaCycler 96 by Sacace Biotechnologies Ref # IHHN/PJ/MD/MLBG/SOP/BDM/2022/V01
PLASMA		HCV RNA	Ana Prep-12 & SaCycler 96 by Sacace Biotechnologies Ref # IHHN/PJ/MD/MLBG/SOP/BOQ/2022/V01
WHOLE BLOOD	HEMATOLOGY	RBC	Hydrodynamic focusing DC Detection Method/XN550-350 Ref # IHHN/PJ/MD/HEMA/SOP/CBC/2022/V01
WHOLE BLOOD		Hemoglobin	Cyanide Free SLS-Hemoglobin Method/XN550-350 Ref # IHHN/PJ/MD/HEMA/SOP/CBC/2022/V01
WHOLE BLOOD		White blood cell count	Florescent Flow Cytometry Method/XN550- 350 Ref # IHHN/PJ/MD/HEMA/SOP/CBC/2022/V01
WHOLE BLOOD		Platelet count	Hydrodynamic focusing DC Detection Method/XN550-350 Ref # IHHN/PJ/MD/HEMA/SOP/CBC/2022/V01
BODY FLUID		White blood cell count	Florescent Flow Cytometry Method/XN550- 350 Ref # IHHN/PJ/MD/HEMA/SOP/CBC/

26-06-2023

Date

Sd

Director

	ACCREDITATION DOCUMENT		F-06/06 Issue Date: 30-03-2017 Rev. No: 01 ML 041
			2022/V01
BODY FLUID		Red blood cell	Hydrodynamic focusing DC Detection Method/XN550-350 Ref # IHHN/PJ/MD/HEMA/SOP/CBC/2022/V01
WHOLE BLOOD		Manual Reticulocyte	Manual microscopy Ref # IHHN/PJ/MD/HEMA/SOP/SRC/2022/V01
PLASMA		Activated partial thromboplastin time (APTT)	Photo optical clot detection method Ref # IHHN/PJ/MD/HEMA/SOP/APT/2022/V01
PLASMA		Prothrombin time (PT)	Photo optical clot detection method Ref # IHHN/PJ/MD/HEMA/SOP/PTH/2022/V01
WHOLE BLOOD		ESR	Modified Westergren Method/Ves-matic Cube30 TOUCH Ref # IHHN/PJ/MD/HEMA/SOP/ESR/2022/V01
WHOLE BLOOD		G6PD	Manual/Bionax kit Ref # IHHN/PJ/MD/HEMA/SOP/G6P/2022/V01
WHOLE BLOOD		MP ICT	Immunochromatographic /Acu check kit Ref #

26-06-2023

Date

Sd

Director



ACCREDITATION DOCUMENT

F-06/06
Issue Date: 30-03-2017
Rev. No: 01
ML 041

			IHHN/PJ/MD/HEMA/SOP/MPI/2022/V01
WHOLE BLOOD	HEMATOLOGY	MP	Manual microscopy Ref # IHHN/PJ/MD/HEMA/SOP/MLP/2022/V01
WHOLE BLOOD		Peripheral Blood Smear	Manual microscopy Ref # IHHN/PJ/MD/HEMA/SOP/CBC/2022/V01
BONE MARROW		Bone Marrow Aspiration	Manual microscopy Ref # IHHN/PJ/MD/HEMA/SOP/BM/2022/V01
Formalin Fixed Slides		Bone Marrow Trepine	Manual microscopy Ref # IHHN/PJ/MD/HEMA/SOP/BM/2022/V01

26-06-2023

Date

Sd

Director