



ACCREDITATION DOCUMENT

F-06/06

Issue Date: 30-03-2017

Rev. No: 01

ML 040

Accreditation No: ML 040

Awarded to

MULTAN INSTITUTE OF KIDNEY DISEASES, MULTAN

Managed by

Indus Hospital & Health Network

Karachi, Pakistan

The scope of accreditation is in accordance with the standard specifications outlined in the following page(s) of this document. The accredited scope shall be visible and legible in areas such as customer service, sample-receiving section etc and shall not mislead its users.

The accreditation was first time granted on **26-06-2023** by Pakistan National Accreditation Council.

The laboratory complies with the requirements of **ISO 15189:2022**.

The accreditation requires regular surveillance, and is valid until **25-06-2026**.

The decision of accreditation made by Pakistan National Accreditation Council implies that the organization has been found to fulfill the requirements for accreditation within the scope.

The organization however, itself is responsible for the results of performed tests.

PAKISTAN NATIONAL ACCREDITATION COUNCIL

26-06-2023

Date

-SD-

Director General

	ACCREDITATION DOCUMENT	F-06/06 Issue Date: 30-03-2017 Rev. No: 01 ML 040
---	-------------------------------	--

Medical Laboratory.

Accreditation Scope of **Multan Institute of Kidney Daises, Multan Managed by Indus Hospital & Health Network, Karachi Pakistan**

Permanent laboratory premises

Field of Medical Testing Laboratory:


Materials tested	Testing field (e.g. Chemical, Micro etc)	Types of test/ Properties measured	Reference to standardized method/ Internal method reference
URINE / CSF	Chemical Pathology	Urinary Protein	Spectrophotometry / BeckmanCoulterAU480 Ref # IHHN/PJ/MD/CHEM/SOP/UP/2022/V01
SERUM		CALCIUM	Spectrophotometry / BeckmanCoulterAU480 Ref # IHHN/PJ/MD/CHEM/SOP/CA/2022/V01
PLASMA/CSF/ASITIC /PARETONEAL /PLEURAL FLUID		GLUCOSE	Spectrophotometry / BeckmanCoulterAU480 Ref # IHHN/PJ/MD/CHEM/SOP/GLU/2022/V01
SERUM / FLUID / ASITIC /PARETONEAL / PLEURAL		SERUM ALBUMIN	Spectrophotometry / BeckmanCoulterAU480 Ref # IHHN/PJ/MD/CHEM/SOP/ALB/2022/V01
SERUM		Alkaline Phosphatase (ALP)	Spectrophotometry / BeckmanCoulterAU480 Ref # IHHN/PJ/MD/CHEM/SOP/ALP/2022/V01
SERUM		Blood Urea Nitrogen (BUN)	Spectrophotometry / BeckmanCoulterAU480 Ref # IHHN/PJ/MD/CHEM/SOP/U/2022/V01
SERUM / URINE		Creatinine	Spectrophotometry / BeckmanCoulterAU480 Ref # IHHN/PJ/MD/CHEM/SOP/CRE AT/2022/V01
SERUM/ FLUID/ASITIC /PARETONEAL /PLEURAL		Lactate Dehydrogenase	Spectrophotometry / BeckmanCoulterAU480 Ref #

26-06-2023

Date

-Sd

Director

	ACCREDITATION DOCUMENT		F-06/06 Issue Date: 30-03-2017 Rev. No: 01 ML 040
		(LDH)	IHHN/PJ/MD/CHEM/SOP/LDH/2022/V01
SERUM		High Density Lipoprotein (HDL)	Spectrophotometry / BeckmanCoulterAU480 Ref # IHHN/PJ/MD/CHEM/SOP/HDL/2022/V01
SERUM		Low Density Lipoprotein (LDL)	Spectrophotometry / BeckmanCoulterAU480 Ref # IHHN/PJ/MD/CHEM/SOP/LDL/2022/V01
SERUM		Triglyceride (Tg)	Spectrophotometry / BeckmanCoulterAU480 Ref # IHHN/PJ/MD/CHEM/SOP/TG/2022/V01
SERUM		Cholesterol	Spectrophotometry / BeckmanCoulterAU480 Ref # IHHN/PJ/MD/CHEM/SOP/CHO/2022/V01
SERUM		Total Bilirubin	Spectrophotometry / BeckmanCoulterAU480 Ref # IHHN/PJ/MD/CHEM/SOP/TB/2022/V01

26-06-2023

Date

-Sd

Director



ACCREDITATION DOCUMENT

F-06/06
Issue Date: 30-03-2017
Rev. No: 01
ML 040


SERUM	Chemical Pathology	Direct Bilirubin	Spectrophotometry / BeckmanCoulterAU480 Ref # IHHN/PJ/MD/CHEM/SOP/DB/2 022/V01
SERUM		Gamma Glutamyl transferase (GGT)	Spectrophotometry / BeckmanCoulterAU480 Ref # IHHN/PJ/MD/CHEM/SOP/GGT/ 2022/V01
SERUM		Alanine Aminotransferase (ALT)	Spectrophotometry / BeckmanCoulterAU480 Ref # IHHN/PJ/MD/CHEM/SOP/ALT/ 2022/V01
SERUM		Magnesium (Mg)	Spectrophotometry / BeckmanCoulterAU480 Ref # IHHN/PJ/MD/CHEM/SOP/MG/2 022/V01
SERUM		Phosphorus	Spectrophotometry / BeckmanCoulterAU480 Ref # IHHN/PJ/MD/CHEM/SOP/PHOS/ 2022/V01
SERUM / URINE		Sodium	Indirect ISE (potentiometry) BeckmanCoulterAU 480 Ref # IHHN/PJ/MD/CHEM/SOP/ELEC/ 2022/V01
SERUM / URINE		Potassium	Indirect ISE (potentiometry) BeckmanCoulterAU 480 Ref # IHHN/PJ/MD/CHEM/SOP/ELEC/ 2022/V01
SERUM / URINE		Chloride	Indirect ISE (potentiometry) BeckmanCoulterAU 480 Ref # IHHN/PJ/MD/CHEM/SOP/ELEC/ 2022/V01
SERUM		Bicarbonate	Indirect ISE (Spectrophotometry) Beckman CoulterAU480 Ref # IHHN/PJ/MD/CHEM/SOP/BICAR B/2022/V01

26-06-2023

Date

-Sd

Director

		ACCREDITATION DOCUMENT		F-06/06 Issue Date: 30-03-2017 Rev. No: 01 ML 040	
SERUM		Aspartate Aminotransferase (AST)		Spectrophotometry / BeckmanCoulterAU480 Ref # IHHN/PJ/MD/CHEM/SOP/AST/2022/V01	
SERUM/ FLUID/ASITIC /PARETONEAL /PLEURAL		Total Proteins		Spectrophotometry / BeckmanCoulterAU480 Ref # IHHN/PJ/MD/CHEM/SOP/TP/2022/V01	
SERUM		Urea		Spectrophotometry / BeckmanCoulterAU480 Ref # IHHN/PJ/MD/CHEM/SOP/U/2022/V01	
SERUM		Uric Acid		Spectrophotometry / BeckmanCoulterAU480 Ref # IHHN/PJ/MD/CHEM/SOP/UA/2022/V01	
SERUM		Hepatitis B Surface Antibody (Anti-HBs)		Electrochemiluminescence (ECMIA)/ Cobas e 402 Ref # IHHN/PJ/MD/CHEM/SOP/HBS/2022/V01	
SERUM		Hepatitis B Surface Antigen (HBsAg)		Electrochemiluminescence (ECMIA)/ Cobas e 402 Ref # IHHN/PJ/MD/CHEM/SOP/HbsAg/2022/V01	
SERUM		Hepatitis C Virus Antibody (Anti-HCV)		Electrochemiluminescence (ECMIA)/ Cobas e 402 Ref # IHHN/PJ/MD/CHEM/SOP/HCV/2022/V01	
SERUM	Chemical Pathology	Human Immunodeficiency Virus (HIV DUO)		Electrochemiluminescence (ECMIA)/ Cobas e 402 Ref # IHHN/PJ/MD/CHEM/SOP/HIV/2022/V01	
SERUM		Parathyroid Hormone (PTH)		Electrochemiluminescence (ECMIA)/ Cobas e 402 Ref # IHHN/PJ/MD/CHEM/SOP/PTH/2022/V01	

26-06-2023

Date

-Sd

Director



ACCREDITATION DOCUMENT

F-06/06
Issue Date: 30-03-2017
Rev. No: 01
ML 040


SERUM		Prostate Specific Antigen (PSA)	Electrochemiluminescence (ECMIA)/ Cobas e 402 Ref # IHHN/PJ/MD/CHEM/SOP/PSA/2022/V01
SERUM		Vitamin D (25-Hydroxy Vitamin D)	Electrochemiluminescence (ECMIA)/ Cobas e 402 Ref # IHHN/PJ/MD/CHEM/SOP/VITD/2022/V01
ARTERIAL BLOOD		Arterial Blood Gases (ABG)	Point of care testing POCT/Cobas b221 Ref # IHHN/PJ/MD/CHEM/SOP/TCB/2022/V01
WHOLE BLOOD		HbA1c (Glycated Hemoglobin)	High performance liquid chromatography (HPLC) /BIO-RAD D-10 Ref # IHHN/PJ/MD/CHEM/SOP/A1C/2022/V01
PUS SWABS	Microbiology	CULTURE & SENSITIVITY (Routine samples)	Manual Ref # IHHN/PJ/MD/MCRO/SOP/MIE/2022/V01
TISSUE, BONE		CULTURE & SENSITIVITY (Routine samples)	IHHN/PJ/MD/MCRO/SOP/MEC/2022/V01
HVS		CULTURE & SENSITIVITY (Routine samples)	IHHN/PJ/MD/MCRO/SOP/MCC/2022/V01
SWABS (THROAT, NASAL, AXILLARY)		CULTURE & SENSITIVITY (Routine samples)	IHHN/PJ/MD/MCRO/SOP/MGC/2022/V01
CSF,		CULTURE & SENSITIVITY (Routine samples)	IHHN/PJ/MD/MCRO/SOP/MSB/2022/V01
BAL, TRACHAIL ASPIRATE, IVCDS,		CULTURE & SENSITIVITY (Routine samples)	IHHN/PJ/MD/MCRO/SOP/MPC/2022/V01
STERILE BODY FLUID		CULTURE & SENSITIVITY (Routine samples)	IHHN/PJ/MD/MCRO/SOP/MTC/2022/V01
SPUTUM		CULTURE & SENSITIVITY (Routine samples)	IHHN/PJ/MD/MCRO/SOP/MIL/2022/V01
URETHRAL, WOUND, UROGENITAL		CULTURE & SENSITIVITY (Routine samples)	IHHN/PJ/MD/MCRO/SOP/MIN/2022/V01
BLOOD		BLOOD CULTURE & SENSITIVITY	Automation (Bactec 9050) IHHN/PJ/MD/MCRO/SOP/MIB/2022/V01

26-06-2023

Date

-Sd

Director

	ACCREDITATION DOCUMENT		F-06/06 Issue Date: 30-03-2017 Rev. No: 01 ML 040
URINE		URINE C/S	Manual Ref # IHHN/PJ/MD/MCRO/SOP/MUC/2022/V01
STOOL		CULTURE & SENSITIVITY	Manual Ref # IHHN/PJ/MD/MCRO/SOP/MSM/2022/V01
STOOL		PARASITE IDENTIFICATION (Stool D/R)	Microscopy Ref # IHHN/PJ/MD/MCRO/SOP/MSD/2022/V01
STOOL		STOOL OCCULT BLOOD	Microscopy Ref # IHHN/PJ/MD/MCRO/SOP/MSD/2022/V01
STERILE BODY FLUID		Fungal smear / KOH prep	Manual Ref #

26-06-2023

Date

-Sd

Director



ACCREDITATION DOCUMENT

F-06/06
Issue Date: 30-03-2017
Rev. No: 01
ML 040


	Microbiology		IHHN/PJ/MD/MCRO/SOP/FSM/2023/V01	
BONE, HVS, CSF, BAL, TRACHIAL, SPUTUM, URETHRAL, WOUND		· Gram stain	Staining Ref # IHHN/PJ/MD/MCRO/SOP/MGS/2022/V01	
SPUTUM, PUS, STERILE BODY FLUID, TISSUE, CSF, BAL, TRACHIAL, GASTRIC ASPIRATE, STOOL, URINE		AFB SMEAR	Microscopy Ref # IHHN/PJ/MD/MCRO/SOP/MAF/2022/V01	
Surveillance Culture.		Environmental culture	Ref # IHHN/PJ/MD/MCRO/SOP/MS/2022/V01	
URINE		Urine D/R	Ref # IHHN/PJ/MD/MCRO/SOP/DDF/2022/V01	
URINE		Urine Chemical	Ref # IHHN/PJ/MD/MCRO/SOP/DDF/2022/V01	
URINE		Urine for Ketone Bodies	Ref # IHHN/PJ/MD/MCRO/SOP/DDF/2022/V01	
URINE		Urine for Microscopy	Ref # IHHN/PJ/MD/MCRO/SOP/DDF/2022/V01	
SERUM		Rheumatoid Factor	Slide Agglutination Ref # IHHN/PJ/MD/MCRO/SOP/MRF/2023/V01	
SERUM		Anti-Streptolysin O	Slide Agglutination Ref # IHHN/PJ/MD/MCRO/SOP/ASO/2023/V01	
WHOLE BLOOD		Hematology	CBC	Electrical impedance method/XN-550 & XN-350 Ref# IHHN/PJ/MD/HEMA/SOP/CB C/2022/V01
WHOLE BLOOD			Reticulocyte count	Manual microscopy Ref # IHHN/PJ/MD/HEMA/SOP/RET/2022/V01
PLASMA			Prothrombin time (PT)	Photo optical clot detection method Ref # IHHN/PJ/MD/HEMA/SOP/PT/2022/V01
PLASMA	Activated partial thromboplastin time (APTT)		Photo optical clot detection method Ref # IHHN/PJ/MD/HEMA/SOP/APTT/2022/V01	

26-06-2023

Date

-Sd

Director

	ACCREDITATION DOCUMENT		F-06/06 Issue Date: 30-03-2017 Rev. No: 01 ML 040
WHOLE BLOOD		ESR	Modified Westergren /MINICUBE Ref # IHHN/MD/HEMA/ESR/V01/F001
WHOLE BLOOD		MP ICT	Immuno chromatographic /Acu check kit Ref # IHHN/PJ/MD/HEMA/SOP/MPI/2022/V01
WHOLE BLOOD		Malarial Parasite (MP)	Manual microscopy Ref # IHHN/PJ/MD/HEMA/SOP/MLP/2022/V01
WHOLE BLOOD		Peripheral Film	Manual microscopy Ref # IHHN/PJ/MD/HEMA/SOP/PSL/2022/V01
BONE MARROW		Bone Marrow Aspirate & Trepine	Manual Ref# IHHN/PJ/MD/HEMA/SOP/BMT/2022/V01
BODY FLUID		Red blood cell,WBC,Neut% ,Lympho %	Electrical impedance method / XN-350 & XN-550 Ref #
TISSUE BIOPSY SPECIMEN		Histopathology	Hale's Colloidal Iron

26-06-2023

Date

-Sd

Director



ACCREDITATION DOCUMENT

F-06/06
Issue Date: 30-03-2017
Rev. No: 01
ML 040

		Staining	Ref # IHHN/PJ/MD/HSTP/SOP/SIR/2022/V01
TISSUE BIOPSY SPECIMEN		Zeihl Nelseen Staining	Manual Ref # IHHN/PJ/MD/HSTP/SOP/SZN/2022/V01
TISSUE BIOPSY SPECIMEN		Congo Red Staining	Manual Ref # IHHN/PJ/MD/HSTP/SOP/SCO/2022/V01
TISSUE BIOPSY SPECIMEN		Periodic Acid Schiff's with Diastase Staining	Manual Ref # IHHN/PJ/MD/HSTP/SOP/SDI/2022/V01
TISSUE BIOPSY SPECIMEN		Tissue processing	Manual Ref # IHHN/PJ/MD/HSTP/SOP/SPR/2022/V01
TISSUE BIOPSY SPECIMEN		Perl's Prussian Blue Staining	Manual Ref # IHHN/PJ/MD/HSTP/SOP/SPE/2022/V01
TISSUE BIOPSY SPECIMEN		Periodic Acid Schiff's with Alcian Blue Staining	Manual Ref # IHHN/PJ/MD/HSTP/SOP/SAL/2022/V01
TISSUE BIOPSY SPECIMEN		Periodic acid Schiff's Staining	Manual Ref # IHHN/PJ/MD/HSTP/SOP/SSC/2022/V01
TISSUE BIOPSY SPECIMEN		Microtomy	Manual Ref # IHHN/PJ/MD/HSTP/SOP/SMI/2022/V01
TISSUE BIOPSY SPECIMEN		Masson's Trichrome Staining	Manual Ref # IHHN/PJ/MD/HSTP/SOP/SMA/2022/V01
TISSUE BIOPSY SPECIMEN		Jone's Methamine Silver Staining	Manual Ref # IHHN/PJ/MD/HSTP/SOP/SJM/2022/V01

26-06-2023

Date

-Sd

Director



ACCREDITATION DOCUMENT

F-06/06
Issue Date: 30-03-2017
Rev. No: 01
ML 040

TISSUE BIOPSY SPECIMEN		Immunofluorescence	Manual Ref # IHHN/PJ/MD/HSTP/SOP/SIF/2022/V01
TISSUE BIOPSY SPECIMEN		H & E Staining	Manual Ref # IHHN/PJ/MD/HSTP/SOP/SHE/2022/V01
TISSUE BIOPSY SPECIMEN		Grocott Methamine Silver Staining	Manual Ref # IHHN/PJ/MD/HSTP/SOP/SGM/2022/V01
TISSUE BIOPSY SPECIMEN		Gomori's Reticulin Staining	Manual Ref # IHHN/PJ/MD/HSTP/SOP/SGO/2022/V01
TISSUE BIOPSY SPECIMEN		Giemsa Staining for Helicobacter Pylori	Manual Ref # IHHN/PJ/MD/HSTP/SOP/SGI/2022/V01
CYTOLOGY FLUID	Cytopathology	Urine Cytology	Manual Ref # IHHN/PJ/MD/HSTP/SOP/AUR/2022/V01
CYTOLOGY FLUID		Sputum Cytology	Manual Ref # IHHN/PJ/MD/HSTP/SOP/ASC/2022/V01
CYTOLOGY FLUID		Papanicolaou Smear Cytology	Manual Ref # IHHN/PJ/MD/HSTP/SOP/APA/2022/V01
CYTOLOGY FLUID		Fine Needle Aspiration Cytology	Manual Ref # IHHN/PJ/MD/HSTP/SOP/AAS/2022/V01
CYTOLOGY FLUID		Effusion Cytology	Manual

26-06-2023

Date

-Sd

Director



ACCREDITATION DOCUMENT

F-06/06
Issue Date: 30-03-2017
Rev. No: 01
ML 040

	Cytopathology		Ref # IHHN/PJ/MD/HSTP/SOP/AEF/2022/V01
CYTOLOGY FLUID		Cytospin Technique Procedure	Manual Ref # IHHN/PJ/MD/HSTP/SOP/ACY/2022/V01
CYTOLOGY FLUID		Cerebrospinal Fluid Cytology	Manual Ref # IHHN/PJ/MD/HSTP/SOP/ACS/2022/V01
CYTOLOGY FLUID		Cell Block Cytology	Manual Ref # IHHN/PJ/MD/HSTP/SOP/ACE/2022/V01
CYTOLOGY FLUID		Bronchial Cytology	Manual Ref # IHHN/PJ/MD/HSTP/SOP/ABR/2022/V01

26-06-2023

Date

-Sd

Director